

Estd. 1993

Ph.: (0129) 4273333

# St. Peter's School

(Affiliated to CBSE, Affl. No.: 530248)

**Sector 16-A Faridabad**

e-mail.: st.peters\_fbd@yahoo.co.in

Website: www.stpetersfbd.ac.in



## CLASS-L.K.G

SCHOOL SYLLABUS : 2024 - 25



Name .....

Class..... Roll No..... Admn No.....

AadharcardNo..... SRNo.....

Name of the Parent/Guardian.....

Address.....


.....

Phone No. Resi.....

Office (Father's).....

Office (Mother's).....

E-mail.....



### St. Peter-Our Heavenly Patron

**St. Peter was born at Bethsaida on the shore of the sea Galilee. He settled down at Capernaum, earned his living by fishing until Jesus called him to “become a fisher of men”.**

**His name was Simon, but our Lord, on first meeting told him that he should be Kephas, the Aramaic equivalent of the Greek Word whose English form is Peter (i.e. rock). He is the Premier among the twelve disciples, a man of great holiness and meekness. It was he who, as the spokesman of the rest made sublime profession of faith, “You are the Messiah, the Son of the Living God”.**



**God filled him with true wisdom and knowledge. He preached the first public sermon at Pentecost. There are two books in the Holy Bible to his credit. He urges his readers to live as people belonging to God. He says that “God doesn’t want anyone to be destroyed, but wants all to turn from their sins”.**


**The passion of St. Peter took place in Rome during the reign of Nero. When he came to the cross he said, “I am not worthy to be put on cross like as my Lord was, therefore turn my cross and crucify me, my head downward.”**


**St. Peter is a true model for all students seeking moral and intellectual attainments. May all the Peterians be rock-like as St. Peter was, in their convictions based on noble virtues, refined character and faith in Divine Power.**

**SYLLABUS: CURRICULAR GOALS,  
COMPETENCIES (2024-25)  
CLASS –LKG**

















**Subject: ENGLISH**


Term	Month	Chapters	Curricular Goals	Activity
Sem 1	April	<b>Fun With Writing Skills</b> <b>Alphabet Upper Case -1</b> ➤ Trace Pages: 2-11 <b>Alphabets – L, T, I, F, E, H, V, W</b> ➤ Match the alphabet to the picture. ➤ Circle the correct alphabet of the picture (pages 12-29) <b>ALMA VISTA B</b> <b>BOOK 1</b> <u><b>English Recitation</b></u> ➤ God Bless <b>Chubby Cheeks (Page76)</b>	➤ Able to write strokes. ➤ Develops finger grip on holding a pencil. ➤ Develop hand-eye coordination.	➤ <b>Welcome and greeting</b>   Phonics Song with TWO Words - A For Apple - ABC Alphabet Songs with Sounds for... This song is available to listen on all music youtube.com <a href="https://youtube.com/watch?v=hq3yfQnlfQ&amp;feature=shared">https://youtube.com/watch?v=hq3yfQnlfQ&amp;feature=shared</a> 1:21 pm
	May	<b>Fun With Writing Skills</b> <b>Alphabet Upper Case -1</b> <b>Alphabets – X, Y, M, N, A</b> ➤ Match the alphabet to the picture. ➤ Circle the first letter of the picture (pages 30-40) <b>ALMA VISTA B</b> <b>BOOK-1</b> <u><b>English Recitation</b></u> <b>Mummy and Daddy (Page77)</b>	➤ Develops sound and word recognition. ➤ Able to trace and write.	
	July	<b>Fun With Writing Skills</b> <b>Alphabet Upper Case -1</b> <b>Alphabets</b> ➤ K, Z, C, G, O, U, Q, D, P, B, J, R, S ➤ Match the alphabet to the picture. ➤ Circle the first letter of the picture (pages 42-73) ➤ Trace and copy A –Z (page 74) ➤ Dictation (page 75) <b>Alma Vista B Book -2</b> <u><b>English Recitation</b></u> ➤ Cocks Crow ➤ Rain (Pages 65,66)	➤ Learn formation of the letters. ➤ Relates letter with picture. ➤ Identify letters and its sounds.	 Rain, Rain, Go Away Nursery Rhyme With Lyrics - Cartoon Animation Rhymes & Song... This song is available to listen on all music youtube.com <a href="https://youtube.com/watch?v=Zu6o23Pu0Do&amp;feature=shared">https://youtube.com/watch?v=Zu6o23Pu0Do&amp;feature=shared</a>

<p>Aug</p>	<p><b>Alma Vista B Book -1</b></p> <ul style="list-style-type: none"> <li>➤ ALPHABET (page 11)</li> <li>➤ Join the dots (page 12)</li> <li>➤ Recapitulation your knowledge (page 13)</li> <li>➤ Multiple ways to learn small letters (page 14)</li> <li>➤ Learn to write a, b, c, d, e, f (pages 15 -25)</li> <li>➤ Try to write with confidence</li> <li>➤ Capital Letters A - F</li> <li>➤ Small Letters a - f</li> </ul> <p><b>Alma Vista B Book -2</b></p> <p><b><u>English Recitation</u></b></p> <ul style="list-style-type: none"> <li>➤ Traffic Light (Page 67)</li> </ul> <p><b><u>Story</u></b></p> <p><b>Two Silly Goats (Page 68)</b></p>	<ul style="list-style-type: none"> <li>➤ Develops recognition of letters.</li> <li>➤ Prints the letters</li> <li>➤ Sequence order</li> </ul>	
<p>Sept</p>	<p><b>Alma Vista B Book -1</b></p> <ul style="list-style-type: none"> <li>➤ Multiple ways to learn small letters (page 26)</li> <li>➤ Learn to write alphabets g, h, I, j, k (pages 26-36)</li> <li>➤ Try to write with confidence (pages 27-36)</li> <li>➤ Fill the missing letter a- k</li> <li>➤ Recapitulation your knowledge</li> <li>➤ Capital letters A - Z</li> <li>➤ Small letters a - k</li> </ul> <p><b>Alma Vista B Book -3</b></p> <p><b><u>English Recitation</u></b></p> <ul style="list-style-type: none"> <li>➤ Apple (Page 73)</li> <li>➤ Good night (Page 74)</li> </ul> <p><b>Jingle bells (page 75)</b></p>	<ul style="list-style-type: none"> <li>➤ Develops their writing practice.</li> </ul>	
<p>Oct</p>	<p><b>Half Yearly Examination</b></p> <p><b>Alma Vista B Book- 2</b></p> <ul style="list-style-type: none"> <li>➤ Multiple ways to learn small letters (page 6)</li> <li>➤ Learn to write alphabets i, m, n, o, p,r</li> <li>➤ Try to write with confidence (pages 7-21)</li> <li>➤ Write the letter in order (page 13)</li> <li>➤ Fill the missing letter (page 22)</li> <li>➤ Match the picture with the correct beginning alphabet (page 23)</li> </ul>	<ul style="list-style-type: none"> <li>➤ Identify the picture to write two letter words.</li> </ul>	

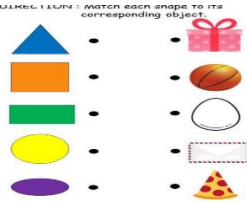
Sem2	Nov	<p><b>Alma Vista B : Book-3</b></p> <ul style="list-style-type: none"> <li>➤ ALPHABET Capital and small letter (page 5)</li> <li>➤ Multiple ways to learn small letters (page 6)</li> <li>➤ Learn to write alphabets – s, t, u, v, w, x, y, z</li> <li>➤ Try to write with Confidence (pages 7-21)</li> <li>➤ Write the first letter of each picture (page 14)</li> <li>➤ Introduction of Vowels (page 22)</li> <li>➤ Vowels a, e, i, o, u (pages 23-27)</li> <li>➤ Consonants (pages 28-31)</li> <li>➤ Two letter words to read and write (pages 32-33)</li> <li>➤ Recapitulation your knowledge</li> <li>➤ Capital Letters A – Z</li> <li>➤ Small Letters a – z</li> </ul> <p><b>ALMA VISTA B : BOOK -4</b></p> <p><b><u>English Recitation</u></b></p> <ul style="list-style-type: none"> <li>➤ Bits of Paper (Page-63)</li> <li>➤ Ding-Dong Bell (Page-64)</li> <li>➤ Little Jack Horner (Page-65)</li> </ul> <p><b><u>Story</u></b></p> <ul style="list-style-type: none"> <li>➤ Father's Love (pages 66-67)</li> </ul>	<ul style="list-style-type: none"> <li>➤ Learn to frame two- letter words.</li> <li>➤ Read two Letter words by using the picture.</li> <li>➤ Develop the ability to read and write the alphabets.</li> <li>➤ Grasp the letter formation.</li> </ul>	 <p>Title: Two Letter words - Splendid Moms  Found on Google from splendidmoms.co.in  images.app.goo.gl  <a href="https://images.app.goo.gl/qx61dTM62uEQNrpz8">https://images.app.goo.gl/qx61dTM62uEQNrpz8</a>  1:34 pm</p>
	Dec	<p><b>Alma Vista B : Book - 4</b></p> <ul style="list-style-type: none"> <li>➤ Use of A /An (pages 5-7)</li> <li>➤ Singular/ Plural (pages 10-11)</li> <li>➤ Action verb (page 12)</li> <li>➤ Opposite (page 13)</li> </ul>		
	Jan	<p><b>Alma Vista B : Book - 4</b></p> <ul style="list-style-type: none"> <li>➤ Revision</li> <li>➤ Opposites (page 13)</li> <li>➤ Use of This/That (pages 14-15)</li> <li>➤ Use of He/ She (pages 16)</li> <li>➤ Three letter words (page 17)</li> </ul>		
	Feb	<p><b>Revision For Final Examination</b></p>		
	March	<p><b>Final Exam</b></p>		

## SUBJECT—MATHEMATICS

Term	Month	Chapters	Curricular goals	Activities										
Sem 1	April	<b>BOOK: FUN WITH WRITING SKILLS NUMBERS 1-50</b> <ul style="list-style-type: none"> <li>➤ Big and Small [Page 2]</li> <li>➤ Long and Short [Page- 3]</li> <li>➤ Tall and Short [Page 4]</li> <li>➤ Heavy and Light [page 5]</li> <li>➤ More and Less [Page 6]</li> <li>➤ Left and Right [Page 7]</li> <li>➤ Trace and write the numbers 1-15</li> <li>➤ Count and write</li> <li>➤ Odd one out [Pages 8 - 24]</li> </ul> <b>Oral</b> <ul style="list-style-type: none"> <li>➤ Numbers 1-15</li> </ul>	<ul style="list-style-type: none"> <li>➤ Tracing numbers 1 to 15</li> <li>➤ Learn and write numbers in the sequence</li> <li>➤ Remember the number on scale by counting and write ones and tens</li> <li>➤ comparison- Big/Small / Heavy/light /Left/Write</li> </ul>	<ul style="list-style-type: none"> <li>➤ Learn to recognize the numbers in the surroundings.</li> </ul> 										
	May	<b>FUN WITH WRITING SKILLS NUMBERS 1-50</b> <ul style="list-style-type: none"> <li>➤ Recapitulation Numbers 1-15</li> <li>➤ Trace and write the numbers 16-30</li> <li>➤ Count and write</li> <li>➤ Write the missing numbers</li> <li>➤ Join the dots [Pages 25-38]</li> </ul> <b>Oral</b> <p>Numbers 1-30</p>	Link for Tall and Short <a href="https://youtu.be/JjKhSyUVFBI?feature=shared">https://youtu.be/JjKhSyUVFBI?feature=shared</a>	<p style="text-align: center;"><b>Count and Match</b></p> <p style="text-align: center; font-size: small;">Count the objects and match with the correct number.</p> <table style="width: 100%; border-collapse: collapse;"> <tr> <td style="text-align: center;">  </td> <td style="text-align: right; vertical-align: middle;">4</td> </tr> <tr> <td style="text-align: center;">  </td> <td style="text-align: right; vertical-align: middle;">2</td> </tr> <tr> <td style="text-align: center;">  </td> <td style="text-align: right; vertical-align: middle;">3</td> </tr> <tr> <td style="text-align: center;">  </td> <td style="text-align: right; vertical-align: middle;">5</td> </tr> <tr> <td style="text-align: center;">  </td> <td style="text-align: right; vertical-align: middle;">6</td> </tr> </table>		4		2		3		5		6
		4												
	2													
	3													
	5													
	6													
July	<b>FUN WITH WRITING SKILLS NUMBERS 1-50</b> <ul style="list-style-type: none"> <li>➤ Trace and write the numbers 31-50 [Pages 48-57]</li> </ul> <b>ALMA VISTA B : BOOK -1</b> <ul style="list-style-type: none"> <li>➤ Recapitulation your knowledge 1-50 [pages 56-57]</li> <li>➤ Do and Learn 51-60 [page 59]</li> <li>➤ Practice numbers 61-70 [page 67]</li> <li>➤ Write the missing numbers [page 60]</li> <li>➤ Write with confidence</li> <li>➤ Numbers 51-70 [pages 61 and 69]</li> <li>➤ Comparison Big and Small [page 62-63]</li> <li>➤ Long and Short [page 64-65]</li> </ul> <b>Oral</b> <p>Numbers 1-70</p>	<ul style="list-style-type: none"> <li>➤ Develop visualization and logical thinking skills.</li> <li>➤ Evaluate the number by counting O-ones and T-tens.</li> </ul> Link for counting 1-70 <a href="https://youtu.be/SUlx8HsJPek?feature=shared">https://youtu.be/SUlx8HsJPek?feature=shared</a>												





Sem 1	Aug	<p><b>ALMA VISTA B: BOOK-2</b></p> <ul style="list-style-type: none"> <li>➤ Recapitulation your knowledge 1-70</li> <li>➤ Practice numbers 71-80 [page 41]</li> <li>➤ Practice numbers 81-90 [page 43]</li> <li>➤ Numbers 91-100 [Page 50]</li> <li>➤ Write the missing numbers [page 44]</li> <li>➤ Comparison Heavy and Light [page 45-46]</li> <li>➤ Far and Near [pages 47-48]</li> <li>➤ More and Less [Page 49]</li> </ul> <p><b>Oral</b> Numbers 1-100</p>	<ul style="list-style-type: none"> <li>➤ Learn to recognize the numbers in the surroundings.</li> <li>➤ Recognize the number line on scale and identify after and between the number</li> </ul> <p>Link for counting 1-100 <a href="https://youtu.be/g6l-AfUJxz8?feature=shared">https://youtu.be/g6l-AfUJxz8?feature=shared</a></p>	
	Sept	<p><b>ALMA VISTA B: BOOK-2</b></p> <ul style="list-style-type: none"> <li>➤ Write numbers 1-100 [pages 51-53]</li> <li>➤ Join the numbers from 1-50 in sequence [Page 54]</li> <li>➤ Write the missing numbers [Page 55]</li> <li>➤ Before, Between and After [pages 56-59]</li> </ul> <p><b><u>REVISION FOR HALF YEARLY EXAMINATION</u></b> (Syllabus of April to September)</p>		
	Oct	<p><b>SEM- 1 EXAM</b> <b>ALMA VISTA B : BOOK-3</b></p> <ul style="list-style-type: none"> <li>➤ Ascending order of numbers 1-50 [pages 55-58]</li> <li>➤ Descending order of numbers [pages 59-60]</li> <li>➤ Shapes [pages 61-63]</li> <li>➤ Bigger number [pages 64-65]</li> <li>➤ Smaller number [pages 66-67]</li> </ul> <p><b>Oral</b></p> <ul style="list-style-type: none"> <li>➤ Numbers 1-100</li> <li>➤ Shapes</li> </ul>	<p>Link for ascending and descending <a href="https://youtu.be/ju1O4ai71Gs?feature=shared">https://youtu.be/ju1O4ai71Gs?feature=shared</a></p>	
Sem 2	Nov	<p><b>ALMA VISTA B</b> <b>BOOK-4</b></p> <ul style="list-style-type: none"> <li>➤ Number names 1-10 [Pages 29-37]</li> <li>➤ Greater, less or equal to [Pages 38-41]</li> <li>➤ Count by tens [Page 42]</li> <li>➤ Addition picture [page 43]</li> </ul> <p><b>Oral</b></p> <ul style="list-style-type: none"> <li>➤ Counting 1-100</li> <li>➤ Number names 1-10</li> <li>➤ Shapes</li> </ul>	<ul style="list-style-type: none"> <li>➤ Learns to recognize the numbers in the surroundings.</li> <li>➤ Learn and write the number names.</li> </ul> <p>Link for number names <a href="https://youtu.be/pzmB0GoEKkA?feature=shared">https://youtu.be/pzmB0GoEKkA?feature=shared</a></p>	<p>Video clipping- shapes song</p> <p><a href="https://www.youtube.com/watch?v=VdzzE20zQC8">https://www.youtube.com/watch?v=VdzzE20zQC8</a></p>






	Dec	<b>ALMA VISTA B BOOK-4</b> <ul style="list-style-type: none"> <li>➤ Count by tens [Page 42]</li> <li>➤ Addition with picture [Pages 43]</li> <li>➤ Addition [Pages 43-49]</li> <li>➤ Subtraction with the help of picture [Pages 52-53]</li> <li>➤ Counting Oral 101-300 [Pages 54-57]</li> </ul> <b>Oral</b> <ul style="list-style-type: none"> <li>➤ Numbers 1-100</li> <li>➤ Shapes</li> <li>➤ Number names 1-10</li> </ul>	<ul style="list-style-type: none"> <li>➤ Understand that plus (+) sign is the symbol for addition.</li> </ul> <p><a href="https://youtu.be/n3lZGs_uP10?feature=shared">https://youtu.be/n3lZGs_uP10?feature=shared</a></p> <ul style="list-style-type: none"> <li>➤ Identify (minus) – sign as the symbol for subtraction.</li> </ul>	<ul style="list-style-type: none"> <li>➤ Matching shapes with Objects</li> <li>➤ Count &amp; Compare Greater, Small</li> <li>➤ Sorting objects based on Size, shape and color</li> </ul>
Sem 2	Jan	<b>ALMA VISTA B :BOOK-4 Revision Book 3 &amp; 4</b> <ul style="list-style-type: none"> <li>➤ Write numbers 1-100</li> <li>➤ Number names 1-10</li> <li>➤ Missing numbers 1-100</li> <li>➤ Before, between and after numbers</li> <li>➤ Comparison Big and Small</li> <li>➤ Long and Short</li> <li>➤ Tall and Short</li> <li>➤ Far and Near</li> <li>➤ More and Less</li> </ul> <b>ORAL</b> <ul style="list-style-type: none"> <li>➤ Numbers 1-100</li> <li>➤ Number names</li> <li>➤ Shapes</li> </ul>	<ul style="list-style-type: none"> <li>➤ Identifies the position of before, after &amp; between numbers.</li> <li>➤ Recognize the number line and identify after and between the number.</li> <li>➤ Can Compare the number Greater/ Smaller or equal by identification and counting.</li> </ul>	<p>GAME PLAN : Match each shape to its corresponding object.</p>  <ul style="list-style-type: none"> <li>➤ Matching shapes with Objects.</li> </ul>
	Feb	<b>ALMA VISTA B BOOK-4</b> <ul style="list-style-type: none"> <li>➤ Shapes</li> <li>➤ Put the sign &lt;, &gt;, = Greater than, Less than &amp; Equal to</li> <li>➤ Addition</li> <li>➤ Subtraction</li> <li>➤ Counting oral 101-300</li> </ul> <b>REVISION FOR FINAL EXAMINATION (Syllabus of November- February)</b>	<ul style="list-style-type: none"> <li>➤ Understanding of &gt; (greater), &lt; (Smaller) Sign</li> </ul> <p><a href="https://www.youtube.com/watch?v=SlIR3UjG-zl">https://www.youtube.com/watch?v=SlIR3UjG-zl</a></p>	
	March	<b>FINAL EXAMINATION</b>		










## Subject: HINDI

Term	Month	Chapters	Curricular Goals	Activity
	April	<p><b>Fun with Writing Skills</b>  <b>हिंदी स्वर</b>                      कक्षा कार्य                      सुलेख ( Trace) pages( 2 – 11)                      कक्षा कार्य                      अ, आ ( pages 12 - 15 )                      उ, ऊ ( pages 20 - 21 )                      ओ, औ ( pages 32 - 35 )                      अं, अः ( pages 36 - 39 )</p> <ul style="list-style-type: none"> <li>• चित्रो का मिलान करो .</li> <li>• चित्र पहचान कर सही अक्षर पर गोला लगाओ –</li> </ul> <p><b>Alma Vista- B Book 1</b>  <b>Hindi Recitation</b>                      1) मोटू राम ( Page - 80 )</p>	1) Develops finger grip on holding pencil. 2) Develops Eye-hand co-ordination. 3) Develops to trace and write.	<p><b>Tracing- Sand/ Air/ Floor/paper</b></p>  <p><b>Letter chant, Identification of letters- Flash cards.</b></p> <p><b>Formation of letters using dough</b></p>  <p><b>Text book, audio and video.</b>  <a href="https://www.youtube.com/watch?v=TM83zp1A kUM">https://www.youtube.com/watch?v=TM83zp1A kUM</a>                      Live models.</p>
	May	<p><b>Fun with writing skills</b>  <b>हिंदी स्वर</b>                      कक्षा कार्य                      सुलेख ( Trace)                      इ, ई ( pages 16 - 19 )                      ए, ऐ ( pages 28 - 31 )                      ऋ ( pages 24 -25 )</p> <ul style="list-style-type: none"> <li>• चित्रो का मिलान करो ( page 26 )</li> <li>• चित्र पहचान कर सही अक्षर पर गोला लगाओ ( page 27 )</li> </ul> <p>श्रुतलेख अ से अः तक (page 42 )                      सुलेख अ से अः तक ( page 43 )                      सुलेख (Trace ) बिंदुओं को सही क्रम मे जोड़कर चित्र पूरा करो और रंग भरो ( page 44 )</p> <p><b>Alma Vista-B Book 1</b></p> <p><b>Hindi Recitation</b>                      1) छाता ( Page - 81 )</p>	1) Identifies letters and its sounds.	 
	July	<p><b>Alma vista B Book 1</b>                      पुनर्कथन                      ( सचित्र स्वर )</p>	1) Identifies letters and its sounds. 2) Learns Formation of the	

	<p>अ - अः ( page 40 )  व्यंजन  क - ज ( pages 42 - 52 )</p> <ul style="list-style-type: none"> <li>नीचे दिये हुए चित्र पहचानकर शब्द पढ़ें ( pages 42 - 52 )</li> <li>दिये गए वर्ण का उससे शुरू होने वाले सही चित्र से मिलान कीजिए ( page 53 )</li> </ul> <p>वर्ण के अनुसार रंग भरो  ( page 54 )  श्रुतलेख (अ - ज)</p> <p><b>Alma Vista-B Book 1</b></p> <p><b>Hindi Recitation</b>  ( Pages 80 – 81 )</p>	<p>letters.</p> <p>3) Prints the letters in sequential order.</p> <p>4) Relates letter with picture.</p>	 
<p>Aug.&amp;  Sept.</p>	<p><b>Alma vista B Book 2</b>  व्यंजन ट - न ; pages 26 – 36 )</p> <ul style="list-style-type: none"> <li>नीचे दिये हुए चित्र पहचानकर शब्द पढ़ें ( pages 26 – 36 )</li> <li>नीचे दिये हुए चित्र पहचानकर ए चित्रों के नाम के पहले अक्षर पर गोला लगायें और लिखे ; page 31 )</li> </ul> <p>श्रुतलेख  अ - न</p> <p><b>Alma Vista-B Book 2</b></p> <p><b>Hindi Recitation</b>  भालू ( Page 72 )  नाना जी ( page 73 )</p>	<ul style="list-style-type: none"> <li>Recognition of letter.</li> <li>Differentiation of vowels and consonants.</li> <li>Sound and name of the letter.</li> <li>Sequential order</li> <li>Letter with the picture.</li> </ul>	<p><b>*Recognizes and says 36 Vyanjan letters with its sound</b></p>  <p><b>Rubber band activity- Stretch rubber band by saying the sound of the letter.</b></p> <p>Vyanjan:  <a href="https://www.youtube.com/watch?v=U3MfXjiL OrM">https://www.youtube.com/watch?v=U3MfXjiL OrM</a>  <b>Vyanjan words:</b>  <a href="https://www.youtube.com/watch?v=2Kuvxi eYqwg">https://www.youtube.com/watch?v=2Kuvxi eYqwg</a></p>
	<p><b>Half Yearly Examination</b></p>		

	<p>Oct.</p>	<p><b>Alma Vista-B Book 3</b>  व्यंजन प – म ( pages 32 – 40 )</p> <ul style="list-style-type: none"> <li>नीचे दिये हुए चित्र पहचानकर , चित्रों के नाम के पहले अक्षर पर गोला लगायें और लिखे</li> <li>(Page 41)</li> <li>श्रुतलेख (क – म)</li> <li>दो अक्षर के शब्द</li> </ul> <p><b>Alma Vista-B Book 3</b>  <b>Hindi Recitation</b>  तितली ( Page 78 )  सड़क( Page 79 )</p>		<p><b>दो अक्षर वाले शब्द</b></p> <table border="1"> <tr><td></td><td>फ + ल = फल</td></tr> <tr><td></td><td>व + ञ = वन</td></tr> <tr><td></td><td>न + ल = नल</td></tr> <tr><td></td><td>घ + र = घर</td></tr> <tr><td></td><td>ब + स = बस</td></tr> <tr><td></td><td>र + थ = रथ</td></tr> <tr><td></td><td>ह + ल = हल</td></tr> <tr><td></td><td>ग + ज = गज</td></tr> <tr><td></td><td>ज + ग = जग</td></tr> <tr><td></td><td>ध + न = धन</td></tr> </table>		फ + ल = फल		व + ञ = वन		न + ल = नल		घ + र = घर		ब + स = बस		र + थ = रथ		ह + ल = हल		ग + ज = गज		ज + ग = जग		ध + न = धन																								
	फ + ल = फल																																															
	व + ञ = वन																																															
	न + ल = नल																																															
	घ + र = घर																																															
	ब + स = बस																																															
	र + थ = रथ																																															
	ह + ल = हल																																															
	ग + ज = गज																																															
	ज + ग = जग																																															
	ध + न = धन																																															
<p>Sem 2</p>	<p>Nov.</p>	<p><b>Alma vista B Book 3</b>  व्यंजन य- ञ ( Pages 42- 52 )</p> <ul style="list-style-type: none"> <li>नीचे दिये हुए चित्र पहचानकर, चित्रों के नाम के पहले अक्षर पर गोला लगायें और लिखे ( Page 41)</li> <li>व्यंजनों के क्रम से पूरा लिखो (Page 53)</li> </ul> <p>श्रुतलेख  क - ञ</p> <ul style="list-style-type: none"> <li>दो अक्षर के शब्द</li> </ul> <p><b>Alma vista B Book 3</b>  <b>Hindi Recitation</b>  सरदी ( 80 )</p>	<p>1) Identify the picture to write two letter words.</p>	<p><b>Block letters- Frame a word by using letters</b></p> <ul style="list-style-type: none"> <li>Black board</li> <li>Chalk</li> <li>flash cards</li> </ul> <p><b>Two letter words:</b>  <a href="https://www.youtube.com/watch?v=Js aGvZ6cb ec">https://www.youtube.com/watch?v=Js aGvZ6cb ec</a></p>																																												
	<p>Dec.</p>	<p><b>Alma vista B Book 4</b>  व्यंजन क - ञ</p> <p>अ - अ: तक</p> <ul style="list-style-type: none"> <li>दो वर्णों के शब्द ( page 19 )</li> <li>दो वर्णों के शब्द बनाओ</li> <li>( page 20 - 21 )</li> <li>खाली स्थान भरो ( page 25)</li> <li>सही शब्द बनाकर लिखें ( 25 )</li> </ul> <p>श्रुतलेख  क - ञ</p> <p>दो अक्षर के शब्द</p> <p><b>Alma vista B Book 4</b>  <b>Hindi Recitation</b>  गांधी ( Page 71 )  सेब ( Page 72)  आलू कचालू ( Page 73 )  प्यासा कोआ ( कहानी ) (Page 74, 75)</p>	<p><b>*Learns to frame two letter words.</b>  <b>*Reads two letter words by seeing the picture.</b></p>	<p>दो अक्षर वाले शब्द</p> <table border="1"> <tr><td></td><td>दस</td><td></td></tr> <tr><td></td><td>नल</td><td></td></tr> <tr><td></td><td>फल</td><td></td></tr> <tr><td></td><td>रथ</td><td></td></tr> <tr><td></td><td>जग</td><td></td></tr> <tr><td></td><td>टब</td><td></td></tr> <tr><td></td><td>घर</td><td></td></tr> <tr><td></td><td>बस</td><td></td></tr> <tr><td></td><td>पढ़</td><td></td></tr> <tr><td></td><td>पग</td><td></td></tr> </table> <p><b>*Recognize the picture with word.</b></p> <p>www.hindigkonline.com</p> <p>Two Letter Words with Picture</p> <p>बिना मात्रा के दो अक्षर वाले शब्द</p> <table border="1"> <thead> <tr> <th>शब्द</th> <th>चित्र</th> </tr> </thead> <tbody> <tr> <td>नल</td> <td></td> </tr> <tr> <td>जल</td> <td></td> </tr> <tr> <td>घर</td> <td></td> </tr> <tr> <td>फल</td> <td></td> </tr> <tr> <td>जग</td> <td></td> </tr> <tr> <td>बस</td> <td></td> </tr> </tbody> </table>		दस			नल			फल			रथ			जग			टब			घर			बस			पढ़			पग		शब्द	चित्र	नल		जल		घर		फल		जग		बस	
	दस																																															
	नल																																															
	फल																																															
	रथ																																															
	जग																																															
	टब																																															
	घर																																															
	बस																																															
	पढ़																																															
	पग																																															
शब्द	चित्र																																															
नल																																																
जल																																																
घर																																																
फल																																																
जग																																																
बस																																																

Jan	<b>Alma vista B Book 4</b> <ul style="list-style-type: none"> <li>• स्वर अ - अ: तक</li> <li>• व्यंजन क - ज्ञ</li> <li>• तीन वर्णों के शब्द</li> <li>• ( Page 26 , 27 )</li> <li>• खाली स्थान भरो [ क - ज्ञ ]</li> <li>• सही शब्द बनाकर लिखों</li> <li>• श्रुतलेख - दो अक्षर के शब्द</li> <li>• अभ्यास</li> </ul> <b>Alma Vista-B Book 4</b> <b>Hindi Recitation</b> ( Page 71-75 ) ( Page 78-80 )	<b>Recognition of letter.</b> <b>Differentiation of vowels and consonants.</b> <b>Sound and name of the letter.</b> <b>Sequential order.</b> <b>Letter with the picture.</b>	नाम: _____ तिथि: _____ अक्षर को चित्र से मिलाओ फ .  ब .  भ .  म .  य .  र .  
Feb And March	<b>Final Examination</b>		

## ENGLISH CONVERSATION

### APRIL – SEPTEMBER

Q. 1 How are you?

Ans. I am fine. Thank you.

Q.2 What is your name?

Ans. My name is \_\_\_\_\_.

Q. 3 What is the name of your class teacher?

Ans. My Class teacher 's name is

LKG – A Mrs. \_\_\_\_\_

LKG – B Mrs. \_\_\_\_\_

LKG – C Mrs. \_\_\_\_\_

Q. 4 What will you say when you enter the class?

Ans. May I come in Mam?

Q. 5 What will you say when you want to drink water?

Ans. May I drink water?

Q. 6 What will you say when you want to go to washroom?

Ans. May I go to washroom?

**Q. 7 What will you say when you make mistake?**

**Ans. Sorry.**

**Q. 8 In which school do you study?**

**Ans. I study in St. Peter's School.**

**Q. 9 Where do you live?**

**Ans. I live in Faridabad.**

**Q. 10 When is your birthday?**

**Ans. My birthday is on \_\_\_\_\_.**

**Q. 11 How do you go to School?**

**Ans. I go to School by \_\_\_\_\_.**

**Q. 12 What is the colour of the sky?**

**Ans. The colour of sky is blue.**

**Q. 13 What is the colour of the grass?**

**Ans. The colour of grass is green.**

**Q. 14 Where do you sleep?**

**Ans. I sleep in bedroom.**

**Q. 15 What do you say when you meet someone?**

**Ans. I say good morning, afternoon, evening when I meet someone.**

### **OCTOBER: Half Yearly Examination**

#### **(Syllabus of April – September)**

#### **NOVEMBER – FEBRUARY**

**Q. 1 What is your house address?**

**Ans. My house address is \_\_\_\_\_.**

**Q. 2 What is your Mobile number?**

**Ans. My mobile number is \_\_\_\_\_.**

**Q. 3 What do you like to eat in the summer season?**

**Ans. We love to eat juicy fruits in the summer season.**

**Q. 4** Where do you throw waste paper?

**Ans.** We throw waste paper in the dustbin.

**Q. 5** How should you keep your classroom?

**Ans.** We should keep our classroom neat and clean.

**Q. 6** What do you see in the sky at night?

**Ans.** I see the moon and stars in the sky at night.

**Q. 7** Who is the head of your family?

**Ans.** My father is the head of our family.

**Q. 8** When do you get up?

**Ans.** I get up early in the morning.

**Q. 9** What is the name of our principal?

**Ans.** Our principal name is Sr. Nirmal Mary.

**Q. 10** Which festival is known as the festival of light?

**Ans.** Diwali is festival of light.

**Q. 11** When is Christmas celebrated?

**Ans.** Christmas is celebrated on 25th December.

**Q. 12** Who is the Prime Minister of India?

**Ans.** Mr. Narendra Modi is the Prime Minister of India.

**Q. 13** Where do you study at home?

**Ans.** I study in the study room.

**Q. 14** Which is your favourite fruit?

**Ans.** \_\_\_\_\_ is my favourite fruit.

**Q. 15** Which is your favourite game?

**Ans.** \_\_\_\_\_ is my favourite game.

**MARCH: Final Examination (Syllabus of November – February)**

# DRAWING

## APRIL – SEPTEMBER

### ALMA VISTA –B

APRIL - MAY                      BOOK -1                      PAGE NO. – 82, 83 & 84

Sketch Book                      Objects and Shapes

JULY                                      Book-1, 2                      Page 84, 74,

Sketch Book                      Objects and Shapes

August                                      Book-2                      PAGE NO.– 75 & 76

Sketch Book                      Draw and Color                      Shapes, Ball

### September

Sketch Book                      Draw & Color                      SUN

OCTOBER: Half Yearly Examination (Syllabus of April – September)

## NOVEMBER – FEBRUARY

NOVEMBER                      BOOK 3                      PAGE NO. – 81, 82, 83

Sketch Book                      Draw & Color                      TREE, ICE-CREAM

DECEMBER                      BOOK 3, 4                      PAGE NO.- 84,76 & 77

Sketch Book                      Draw & Color                      HUT, APPLE, BALLOON

JANUARY– FEBRUARY                      BOOK 4                      PAGE NO. – 78, 79 & 80

Sketch Book                      Draw & Color                      KITE, SUNFLOWER,  
UMBRELLA

MARCH: Final Examination (Syllabus of November – February)



## GK (oral)

### Month

### Topic

April /May.

**Book Alma Vista book 1**

July.

- My family
- Vegetables

August

- Water animals
- Prayer

September.

Revision (April -August)

October

**Half yearly exam**

November

**Alma Vista B book 2**

- Daily routine
- Good manner
- Safety at school
- Days of the week

December

**Alma Vista B book 3**

- Uses of water
- Festival
- Colours

January

**Alma Vista B Book 4**

- Parts of the body
- Animal and their babies

February

**Revision**

March

**Annual exam**